

## Test Extender Model CTC-239B

Contents	Page
1. General	1
2. Installation and Operations	1
3. Inspection and Warranty	1
4. Specifications	1
5. Functional Diagrams	2
6. Circuit Diagram	2

### 1. General

**1.01** The Engenuity CTC-239B is a stainless steel housed test card that plugs into a single slot on a T1 mini repeater apparatus case. The CTC-239B provides tip and ring metallic access to the four transmission pairs. Refer to Figure 1.

### 2. Installation and Operations

**2.01** The CTC-239B provides two alternative methods to access the four transmission pairs. Metallic access is achieved through two (2) dual bantam jack connectors or from an RJ48 jack. Refer to Figure 2.

**2.02** The CTC-239B is physically longer than a T1 239B line repeater. The CTC-239B's physical extension allows the placement of a label, which will aide the craft person when testing.

### 3. INSPECTION & WARRANTY

#### Inspection

**3.01** Inspect the equipment thoroughly as soon as possible after delivery. Any damage should be reported immediately to the transportation company.

#### Warranty

**3.02** Engenuity warrants this product to be free of defects at the time of shipment. Engenuity also warrants this product to be fully functional for a period of 1 year from original shipment, given proper handling and installation. Engenuity will repair or replace any unit without cost during this period if the unit is found to be defective for any reason other than abuse, improper use, or improper installation.

**3.03** This equipment should not be field repaired. Any attempt to repair or modify the equipment by anyone other than an authorized Engenuity representative will cause the warranty to be void. If the unit is suspected of being faulty, replace it with another unit. If the replacement unit appears to be operating correctly, the original unit may be faulty. In this case, return the defective unit to Engenuity for repair or replacement.




Figure 1.

#### Repair And Return

**3.04** If the equipment is found to be defective, please contact Engenuity regarding an RMA request number. Before returning the equipment, however, please include a brief description of the problem, the RMA number, and then return the equipment to:

Engenuity Communications  
3545 Stern Avenue  
St. Charles, IL 60174  
ATTN: Repair & Return Dept.  
800-980-3266

**3.05** Engenuity will repair or replace any defective Engenuity equipment without cost during the warranty period if the unit is found to be defective for any reason other than abuse, improper use, or improper installation. If a replacement unit is required, it will be shipped in the fastest manner consistent with the urgency of the situation.

**3.06** Engenuity will continue to repair or replace faulty equipment beyond the warranty period but at a nominal charge. Contact Engenuity or your local Engenuity Sales Representative for details.

#### Technical Assistance

**3.07** If technical assistance is required, please contact Engenuity's Technical Service Department at 1-800-980-3266.

### 4. SPECIFICATION

Size: 7.75" Length, 2.61" Height, 0.75" Width  
Weight: 4 oz.

5. FUNCTIONAL DIAGRAM

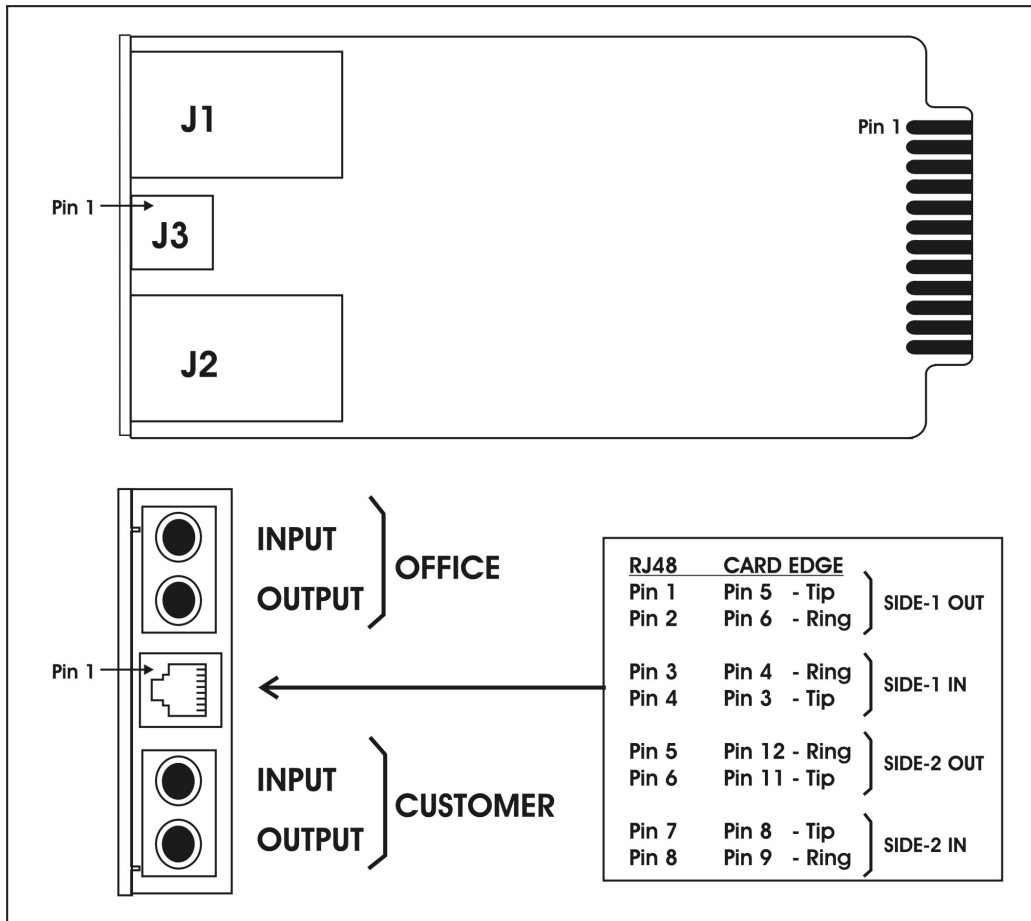


Figure 2.

6. CIRCUIT DIAGRAM

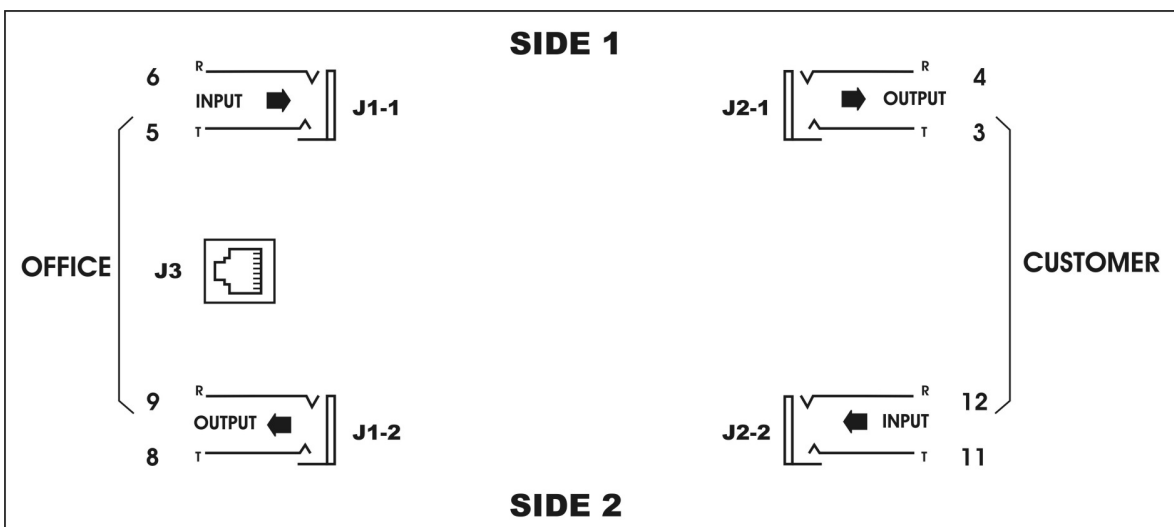


Figure 3.